







BAND 1 Countries




























GDP in USD

| | | |
|----|---|---------|
| 1 |  Qatar | 143,427 |
| 2 |  Luxembourg | 92,049 |
| 3 |  Singapore | 82,762 |
| 4 |  Brunei | 73,233 |
| 5 |  Kuwait | 71,020 |
| 6 |  Norway | 66,937 |
| 7 |  United Arab Emirates | 64,479 |
| 8 |  San Marino | 60,664 |
| 9 |  Switzerland | 58,087 |
| — |  Hong Kong | 54,722 |
| 10 |  United States | 54,597 |
| 11 |  Saudi Arabia | 52,183 |
| 12 |  Bahrain | 51,714 |
| 13 |  Ireland | 49,195 |
| 14 |  Netherlands | 47,355 |
| 15 |  Australia | 46,433 |
| 16 |  Austria | 46,420 |
| 17 |  Sweden | 45,986 |
| 18 |  Germany | 45,888 |
| 19 |  Republic of China (Taiwan) | 45,854 |
| 20 |  Canada | 44,843 |
| 21 |  Denmark | 44,343 |
| 22 |  Iceland | 43,637 |
| 23 |  Belgium | 42,973 |
| 24 |  France | 40,375 |

| | | |
|----|--|--------|
| 25 |  Finland | 40,347 |
| 26 |  Oman | 39,681 |
| 27 |  United Kingdom | 39,511 |
| 28 |  Japan | 37,390 |
| 29 |  Italy | 35,486 |
| 30 |  Korea, South | 35,277 |
| 31 |  New Zealand | 35,152 |
| 32 |  Spain | 33,711 |
| 33 |  Malta | 33,216 |
| 34 |  Israel | 32,691 |
| 35 |  Equatorial Guinea | 32,266 |
| 36 |  Trinidad and Tobago | 32,139 |
| 37 |  Cyprus | 30,769 |

Band 2 Countries

| | | |
|----|--|--------|
| 38 |  Czech Republic | 29,925 |
| 39 |  Slovenia | 29,658 |
| 40 |  Slovakia | 28,175 |
| 41 |  Lithuania | 27,051 |
| 42 |  Estonia | 26,999 |
| 43 |  Portugal | 26,975 |
| 44 |  Greece | 25,859 |
| 45 |  Seychelles | 25,607 |
| 46 |  Poland | 25,105 |
| 47 |  Bahamas, The | 25,049 |

| | | |
|----|---|--------|
| 48 |  Hungary | 24,942 |
| 49 |  Russia | 24,805 |
| 50 |  Malaysia | 24,654 |
| 51 |  Kazakhstan | 24,020 |
| 52 |  Latvia | 23,707 |
| 53 |  Chile | 22,971 |
| 54 |  Gabon | 22,924 |
| 55 |  Argentina | 22,582 |
| 56 |  Antigua and Barbuda | 22,573 |
| 57 |  Saint Kitts and Nevis | 21,091 |
| 58 |  Croatia | 20,889 |
| 59 |  Uruguay | 20,556 |
| 60 |  Romania | 19,712 |
| 61 |  Turkey | 19,610 |
| 62 |  Panama | 19,455 |
| 63 |  Mauritius | 18,553 |
| 64 |  Belarus | 18,161 |
| 65 |  Lebanon | 17,986 |
| 66 |  Mexico | 17,881 |
| 67 |  Bulgaria | 17,860 |
| 68 |  Venezuela | 17,695 |
| 69 |  Azerbaijan | 17,618 |
| 70 |  Iran | 17,114 |
| 71 |  Suriname | 16,623 |
| 72 |  Palau | 16,272 |
| 73 |  Barbados | 16,183 |
| 74 |  Brazil | 16,096 |

| | | |
|-----|--|--------|
| 75 |  Botswana | 16,036 |
| 76 |  Libya | 15,706 |
| 77 |  Montenegro | 14,996 |
| 78 |  Costa Rica | 14,864 |
| 79 |  Iraq | 14,571 |
| 80 |  Maldives | 14,383 |
| 81 |  Thailand | 14,354 |
| 82 |  Algeria | 14,259 |
| 83 |  Turkmenistan | 14,165 |
| 84 |  Colombia | 13,430 |
| 85 |  Macedonia | 13,349 |
| 86 |  Serbia | 13,329 |
| 87 |  South Africa | 13,046 |
| 88 |  Dominican Republic | 13,012 |
| 89 |  China | 12,880 |
| 90 |  Grenada | 11,979 |
| 91 |  Jordan | 11,927 |
| 92 |  Mongolia | 11,882 |
| 93 |  Peru | 11,817 |
| 94 |  Saint Lucia | 11,594 |
| 95 |  Albania | 11,377 |
| 96 |  Tunisia | 11,300 |
| 97 |  Ecuador | 11,244 |
| 98 |  Egypt | 10,877 |
| 99 |  Dominica | 10,800 |
| 100 |  Saint Vincent and the Grenadines | 10,778 |
| 101 |  Namibia | 10,765 |

| | | |
|-----|---|--------|
| 102 |  Indonesia | 10,641 |
| 103 |  Sri Lanka | 10,372 |

Band 3 Countries

| | | |
|-----|--|-------|
| 104 |  Bosnia and Herzegovina | 9,833 |
| 105 |  Kosovo[8][9] | 9,242 |
| 106 |  Ukraine | 8,668 |
| 107 |  Jamaica | 8,609 |
| 108 |  Paraguay | 8,449 |
| 109 |  Belize | 8,248 |
| 110 |  Fiji | 8,236 |
| 111 |  El Salvador | 8,021 |
| 112 |  Swaziland | 7,797 |
| 113 |  Georgia | 7,653 |
| 114 |  Bhutan | 7,641 |
| 115 |  Morocco | 7,606 |
| 116 |  Guatemala | 7,503 |
| 117 |  Armenia | 7,374 |
| 118 |  Angola | 7,203 |
| 119 |  Philippines | 6,962 |
| 120 |  Guyana | 6,895 |
| 121 |  Congo, Rep. | 6,559 |
| 122 |  Cape Verde | 6,324 |
| 123 |  Bolivia | 6,221 |
| 124 |  Nigeria | 6,031 |
| 125 |  India | 5,855 |

| | | |
|-----|---|-------|
| 126 |  Vietnam | 5,635 |
| 127 |  Uzbekistan | 5,609 |
| 128 |  Samoa | 5,180 |
| 129 |  Laos | 4,987 |
| 130 |  Moldova | 4,979 |
| 131 |  Timor-Leste | 4,928 |
| 132 |  Tonga | 4,883 |
| 133 |  Nicaragua | 4,736 |
| 134 |  Pakistan | 4,736 |
| 135 |  Honduras | 4,729 |
| 136 |  Burma | 4,706 |
| 137 |  Mauritania | 4,288 |
| 138 |  Sudan | 4,267 |
| 139 |  Ghana | 4,129 |
| 140 |  Zambia | 4,064 |
| 141 |  Yemen | 3,774 |
| 142 |  Bangladesh | 3,373 |
| 143 |  Kyrgyzstan | 3,361 |
| 144 |  Marshall Islands | 3,334 |
| 145 |  Tuvalu | 3,274 |
| 146 |  Cambodia | 3,263 |
| 147 |  São Tomé and Príncipe | 3,153 |
| 148 |  Côte d'Ivoire | 3,131 |
| 149 |  Kenya | 3,084 |
| 150 |  Djibouti | 3,051 |
| 151 |  Micronesia | 3,015 |
| 152 |  Cameroon | 2,981 |

| | | |
|-----|---|-------|
| 153 |  Lesotho | 2,764 |
| 154 |  Tajikistan | 2,688 |
| 155 |  Tanzania | 2,667 |
| 156 |  Chad | 2,617 |
| 157 |  Vanuatu | 2,608 |
| 158 |  Papua New Guinea | 2,399 |
| 159 |  Nepal | 2,376 |
| 160 |  Senegal | 2,311 |
| 161 |  South Sudan | 2,280 |
| 162 |  Zimbabwe | 2,046 |
| 163 |  Sierra Leone | 2,027 |
| 164 |  Uganda | 2,023 |
| 165 |  Afghanistan | 1,937 |
| 166 |  Solomon Islands | 1,895 |
| 167 |  Benin | 1,870 |
| 168 |  Haiti | 1,750 |
| 169 |  Mali | 1,729 |
| 170 |  Kiribati | 1,713 |
| 171 |  Rwanda | 1,698 |
| 172 |  Burkina Faso | 1,682 |
| 173 |  Gambia, The | 1,599 |
| 174 |  Ethiopia | 1,589 |
| 175 |  Comoros | 1,548 |
| 176 |  Togo | 1,450 |
| 177 |  Madagascar | 1,437 |
| 178 |  Guinea-Bissau | 1,436 |
| 179 |  Guinea | 1,313 |

| | | |
|-----|--|-------|
| 180 |  Eritrea | 1,195 |
| 181 |  Mozambique | 1,174 |
| 182 |  Niger | 1,048 |
| 183 |  Burundi | 911 |
| 184 |  Liberia | 882 |
| 185 |  Malawi | 780 |
| 186 |  Congo, Dem. Rep. | 704 |
| 187 |  Central African Republic | 607 |